

Accessories

All ePowerSwitch and VizioGuard products are delivered with extensive accessories. For the various fields of application Neol offers appropriate additional solutions. The range of accessories offers cables, rack mounts, mounting brackets and many other.

Neol S.A.S.
4 Rue Nationale
67800 Bischheim
France

+33 388/623752
+33 388/333772
sales@neol.com
www.neol.com



Cables

Standard power cord



Standard connection cable (IEC320) for connecting a ePowerSwitch unit to the electricity network.
Length: 1,80 m, 10A

Available as SCHUKO (EU), UK and CH.

Art.-No.

CABLE ALIM EU
CABLE ALIM UK
CABLE ALIM CH

Connection cable IEC320



Standard connection cable (IEC 320) for connecting a ePowerSwitch device to a computer/server.
Length: 1,80 m

Art.-No.

19.99.1515 (10A)
19.07.1165 (16A)

Power cord with Y-distribution



Standard connection cable (IEC320) to connect ePowerSwitch devices (SCHUKO).
With Y-distribution on 2 x IEC320 connectors.
Length: 1,80 m, 10A

Art.-No.

19.99.1022

IEC320 to 2P+T cable



IEC320 C14 male to 2P+T female adapter cable.
Length: 1,80 m

Art.-No.

CABLE IEC 2PT

Serial cable



RS232 connection cable for connecting a ePowerSwitch unit with a terminal (or similar). Standard DB9 V24.
Length: 1,8 m

Art.-No.
11.99.6218

USB-RS232 adapter



The adapter cable enables the connection of NeoClock (RS232) to a USB port of the PC. Ready for immediate use.
Length: 0,30 m

Art.-No.
CABLE USB RS232

Mounting


Wallmount 4



With this mounting kit the power strip ePowerSwitch 4 can be attached on a wall or in the patch cabinet. The package includes all necessary screws.

Art.-No.
WMK EPS-4

CabMan



The cabman is exchanged for the holding angles of the rack-mounted ePowerSwitch products. The power cords can be fixed with simple cable ties and are thus protected from accidental removal. Included is a range of screws and a set of cable ties.

Art.-No.
RMK CABMAN


WallMan



The Wallman allows the installation of rack-mounted ePowerSwitch devices on a wall or in a cabinet. The power cords can be fixed with simple cable ties and are thus protected from accidental removal. Included is a range of screws and a set of cable ties.

Art.-No.
WALLMAN

Rackmount 4M+



This rackmount for the ePowerSwitch 4M+ can be mounted in a 19" cabinet. The device itself is attached to the underside with the existing screws. Included is a range of screws.

Art.-No.
RMK 4

Rackmount dual




This 19" rack mount requires 1 rack unit (1U) and allows side by side mounting of the following products:

- VizioGuard, VizioGuard Tiny, xBus Extender
- Digital input module
- Digital output module
- Current probe
- ePowerSwitch 1XS

Art.-No.
RMK D


Rackmount vertical



The mounting kit offers the possibility to attach all rackable ePowerSwitch devices vertically in a 19" rack. The mounting plates are variable and depending on the design in the front or rear of the rack possible. Included is a range of screws.

Art.-No.
RMK V SINGLE

Rackmount dual vertical



This kit offers the possibility to vertically mount all rackable ePowerSwitch devices in a 19" rack. The attachment is variable and depending on the design in the front or rear of the rack possible. With this set, two units can be mounted side by side. Included is a range of screws.

Art.-No.
RMKV DOUBLE

Cable Manager 1U



This simple cable management allows the installation of all ePowerSwitch products in 19" format on a wall or in a cabinet. The electric cables are inserted into the holders and can be fixed with a simple cable clamps. Unintentional pulling out of the power cables is prevented.

Art.-No.
CABMAN 5HOOKS

DISTRIBUTOR

--

Neol S.A.S.
4 Rue Nationale
67800 Bischheim
France

+33 388/623752
+33 388/333772
sales@neol.com
www.neol.com