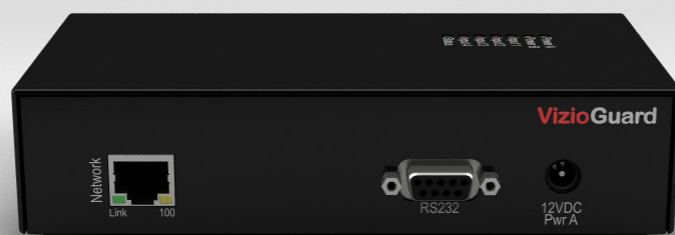


## VizioGuard

The VizioGuard is a high-performance system in the field of environmental monitoring. Numerous connection and cascading options offer almost unlimited use areas with the configuration in the web browser (HTTPS). Up to 32 analog sensors or 16 ePowerSwitch devices can be connected directly to the VizioGuard.



**Neol S.A.S.**  
4 Rue Nationale  
67800 Bischheim  
France

+33 388/623752  
+33 388/333772  
sales@neol.com  
www.neol.com

## Description

The VizioGuard offers numerous application possibilities for control, management and monitoring of any environmental condition. The configuration of up to 255 peripheral devices or up to 32 sensors is flexible and comfortable possible via the integrated webserver.

The connection terminal with dry contacts allows connecting, cascading and monitoring of up to 128 peripherals. The VizioGuard can be used in large IT infrastructures without restrictions due to its high modularity and with the compact dimensions and the attractive pricing it offers a real alternative compared to integrated systems (like a DMZ or server rooms) from respective providers.

The VizioGuard is supplied with the dual rack mount. The mounting in 19" rack is guaranteed. Using the secondary slot a digital input module may be placed which provides further connectivities.



### Rear connection features

- Optional redundant power supply
- 4 dry contacts via connection terminal
- 4 xBus connections

### Front connection features

- Status LED on the top
- RJ45 connection
- RS232 connection
- 12VDC power supply

### Power Distribution

As a pure environment monitoring system, the VizioGuard offers no direct power distribution. Using the xBus-port the connection to an ePowerSwitch is ensured and the appropriate sensors (voltage tester, power tester) guarantee a direct control of connected device.

In order to ensure a high level of reliability the VizioGuard has a redundant power supply. Certain peripherals may also be protected in this way.

### Monitoring

#### Device monitoring

The monitoring of connected devices is done with a ping or scan command. In case of a crash a message as an SNMP trap, by eMail or Syslog will be sent. The monitored devices (up to 128) can be restarted based on defined rules.

Flexible and economical solutions for power management of servers or other devices are possible with the VizioGuard. The areas of application are not limited only to the IT environment.

#### Environmental monitoring

With the xBus interface on the rear side of the device up to 132 sensors or detectors can be connected by standard CAT cable. The transmission of signals is fully digital and the maximum range is up to 200m. The use of an existing cable infrastructure is easily assured. The inputs can be used in definable rules to trigger automatically any appropriate emergency actions.

Sensors and detectors can be flexibly combined and placed at any desired location in the surveillance area. For example, the optimization of a larger demilitarized zone (eg. hotspots in the air-conditioned area) is possible with only a little effort.

#### **Connection terminal**

4 digital inputs are available through the dry contacts of the connection terminal. As example, smoke, water or motion detectors are connectable, that can be monitored and evaluated in full.

#### **Management**

The management and control of the device using the integrated web server through the web browser is quite simple. Moreover, it is possible to send switching commands via a connected KVM switch or a terminal console.

#### **Authentication**

All current VizioGuard devices use a nonce (cryptographic nonce) and a hash function for authentication so the access can not be reconstructed or manipulated. To support fully encrypted transmission of data corresponding devices are available (eg. ePowerSwitch 8XM or VizioGuard).

#### **User accounts**

The administrator can create up to 40 user accounts with different rights via the web interface. Access to the webserver is protected by 32-character user names and passwords. In addition, up to 40 users may simultaneously access the ePowerSwitch and all connected xBus peripherals.

#### **Grouping of sensors**

The grouping of sensors and modules allows to define various monitoring areas. Sensors, detectors and modules within a certain area are grouped together this way. Structural separations or anything else related to the infrastructure can be decidedly mapped and monitored this way.

#### **Programmable rules**

Up to 32 rules can be configured to monitor analog values and digital inputs. Pre-programmed actions will be triggered on alarm state which will switch eg. relay or sockets. Optional e-mails, SNMP traps or syslog messages can be sent.

#### **Timer and scheduler**

The device offers the possibility to automatically operate the power outlets by a timer and/or a scheduler function. Individual power poweroutlets but also groups will be turned on/off at defined times. It is also possible to automatically send e-mail, SNMP traps and syslog messages with the scheduler. By using a Internet connection the option to trigger an action on remote ePowerSwitch devices is given.

#### **Designations**

Up to 32 characters long names can be set to all devices and sensors connected. This unique identification simplifies the programming of rules, groups and the associated actions.

#### **Online help**

An intuitive interface and context-sensitive online help allow administrators to quickly enable various and powerful features of the system. Detailed instructions and explanations are listed in the operating instructions.

## Features at a glance

- Guarded system (SSL 128 bits , RSA 1024 – bits)
- Modular and flexible system with many expansion options
- Monitoring of 32 sensors (temperature, humidity, environment and brightness) or detectors (smoke, motion , liquid)
- Monitoring of 16 current sensors
- Monitoring of 16 digital input modules: DIM module (128 dry contacts for door contacts), environmental sensors (to report an attendance) or push buttons
- Monitoring of 16 DOM modules (128 dry contact outputs)
- Task planning for the triggering of programmed actions (control socket, sending e-mail, syslog messages and SNMP traps)
- Remote control of 16 power distribution units (ePowerSwitch Satellite 1 or 8 ports)
- Autonomous system clock with NTP synchronization for dated email, syslog messages, logs and SNMP traps
- Redundant power supply
- Compact metal housing with included 19" mounting kit and wall mounting kit
- Fast and easy installation/configuration through a webbrowser
- Integrated online help

## Supported peripherals

Up to 32 analog sensors or up to 16 digital input modules can be connected to the VizioGuard directly.

### Sensors

- Temperature sensor (T-Sensor)
- Temperature and humidity sensor (TRH-Sensor)
- Temperature and ambient light sensor (TL-Sensor)
- Temperature and proximity sensor (TP-Sensor)
- Temperature sensor tiny (T-Sensor Tiny)

### Detectors

- Optical liquid detector (LIQ DET)
- Optical smoke detector (SMOKE DET)
- Movement detector (MOVE DET)
- Magnetic reed contact (MAGNETIC CON)

### Interfaces

- Dual 0-10V with temperature sensor (0-10 T-Sensor)
- Dual 4-20mA with temperature sensor (4-20 T-Sensor)
- PT100 for platinum measuring resistor (PT100 T-Sensor)

### Expansion & Cascade

- 1 power outlet (ePowerSwitch 1XS)
- 8 power outlets (ePowerSwitch 8XS)
- 8 power outlets with 2 x 16A inputs and voltage monitoring (8XS /32)

### I/O-Modules

- 8-way terminal with dry input contacts (Digital input module)
- 8-way terminal with dry output contacts (Digital output module)
- Push button with dual action (Push button)

### Current probe

- For 1 output (CP IEC)

## Technical data

Power input	2 power inputs Nominal voltage: 12V Max. current: 1A
Power output	4 digital inputs Dry contacts
Network standards	IEEE 802.3, 10/100 Mbit/s
Network protocols	TCP/IP, HTTP, HTTPS (Version 2 and 3)
Network connection	RJ45 for UTP CAT5
Max. network cable length	100 m
Terminal connection	RS232, SUB D9 female
Connection Bus	RS485, RJ45
LED	Power, Network, Digital input
Operating temperature	0°C to +40°C
Operating humidity	10% to 80%
Dimensions (W x H x D)	170 x 42x110
Weight	0.6 kg
Approvals	CE, EN55022 & EN55024, RoHS
Guarantee	2 years repair/replace

## Package contents

- ◊ 1 VizioGuard
- ◊ 1 mounting kit for 19"
- ◊ 1 wall mounting kit
- ◊ 1 external power supply 12V
- ◊ 1 network cable
- ◊ 1 CD-ROM with english manual and Windows IP configuration tool

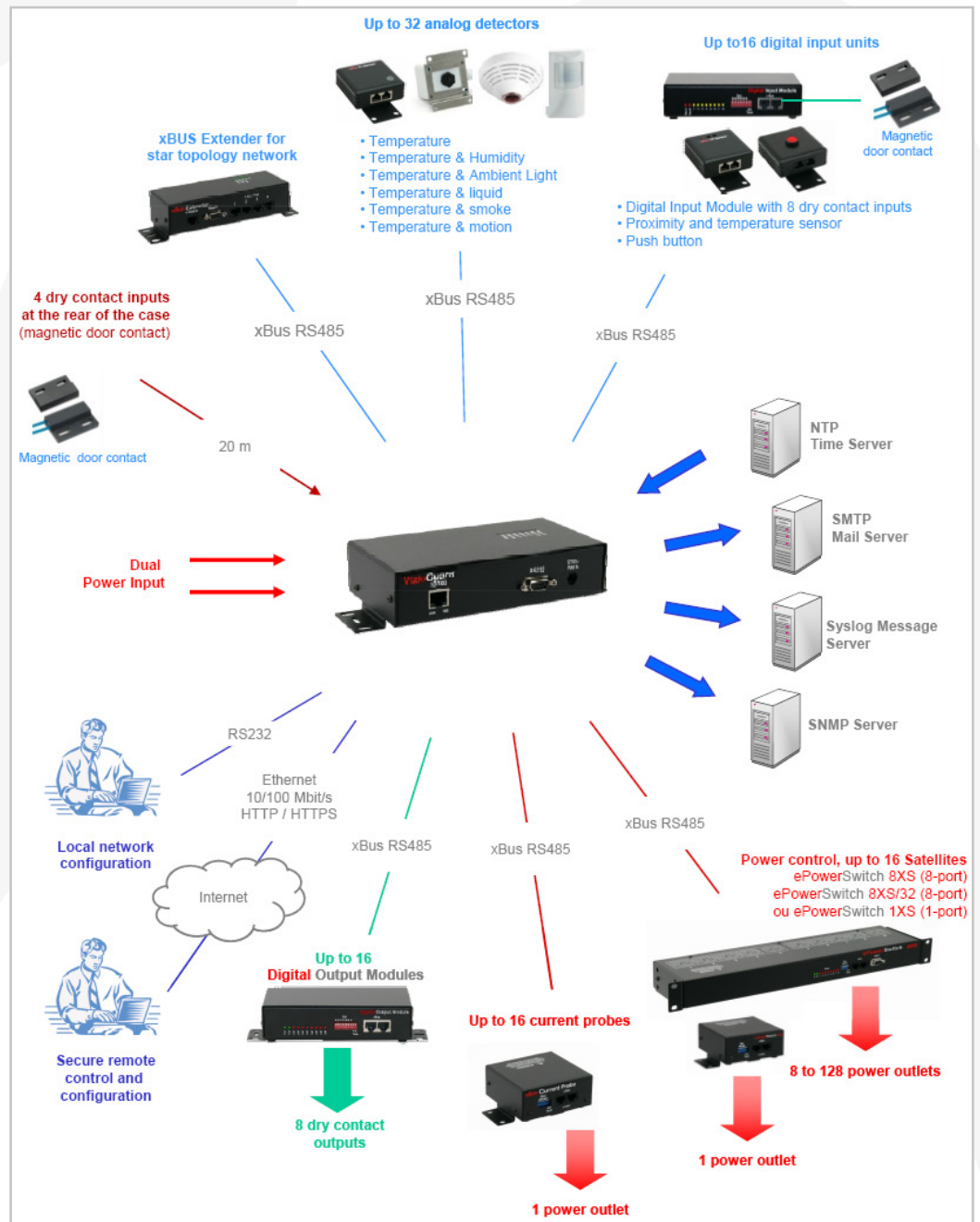


19" mounting kit already included.


**Neol S.A.S.**  
4 Rue Nationale  
67800 Bischheim  
France

☎ +33 388/623752  
☎ +33 388/333772  
✉ sales@neol.com  
🌐 www.neol.com

# Application example



DISTRIBUTOR



**Neol S.A.S.**  
4 Rue Nationale  
67800 Bischheim  
France

+33 388/623752

+33 388/333772

sales@neol.com

www.neol.com